

MEDIA KIT



Tech Composition

SINGAPORE BASED
TECH BLOG

STATISTICS



1.4K INSTAGRAM
FOLLOWERS

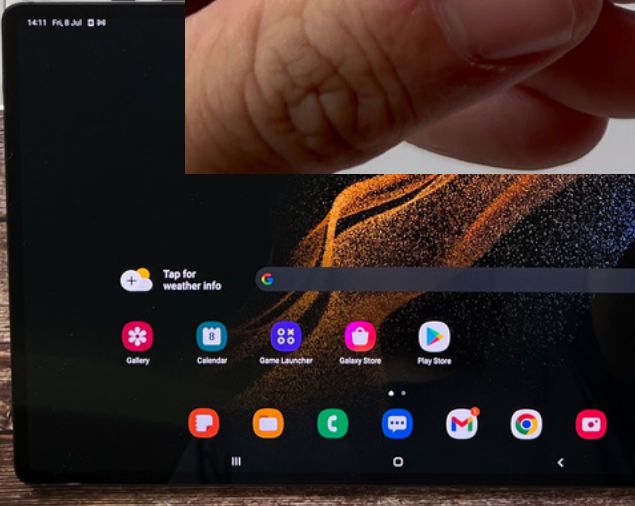
35K REACH

70K WEBSITE
VIEWS

[TECHCOMPOSITION.COM](https://techcomposition.com)

CONTACT@TECHCOMPOSITION.COM


GADGET REVIEWS



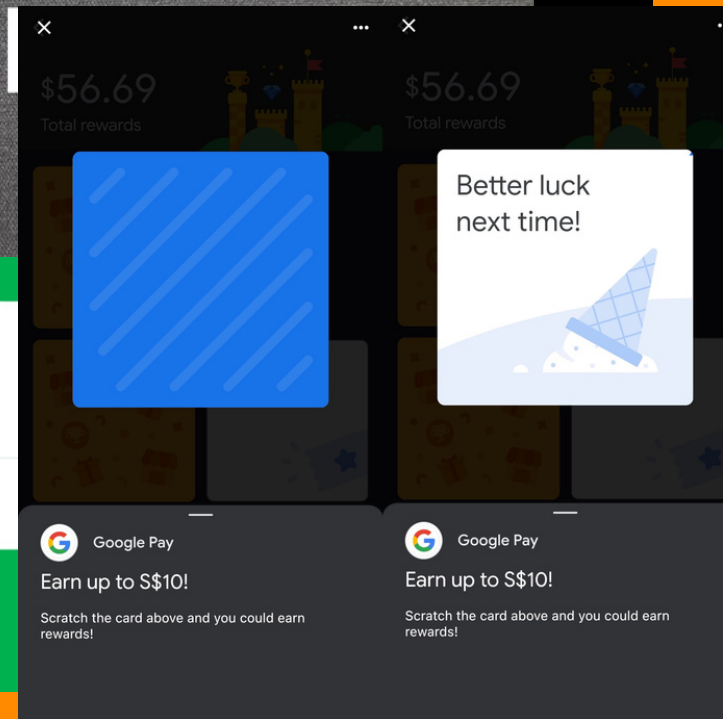
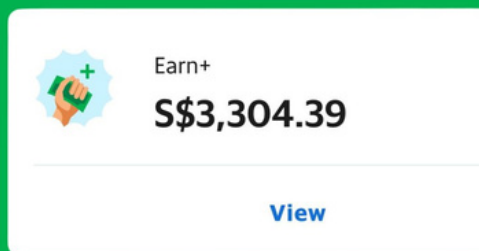
New product launches and Gadget reviews are readily covered by us. Be it Earphones, Smartphones, Laptops, Tablets, or even VR devices, we are more than happy to try them out and write a detailed opinion piece. We also incorporate short form videos on Instagram Reels and TikTok to better feature the product to our audience.

We have previously attended Embargoed Briefings by Samsung, Nothing and Google, and have a good track record of strictly keeping to the embargo date.

CONSUMER FINTECH




Grab
Financial
Group



Consumer Fintech products such as Payment apps, Cash Management Solutions, BNPL services and Neo-Savings Accounts fall under the Fintech umbrella of Tech Composition. With our extensive research of the offerings made by other competitors in the market, we are able to write objective reviews and guides that highly engage our audience.

Some examples of articles written include a guide to maximise points on Google's Huat Pals event, and reviews of the Singlife Account and Grab Earn+ Policy.

DIGITAL LIFE



Digital Life refers to the technologies and services people use on a day-to-day basis. This includes utility apps, internet services, and even delivery subscriptions.

What we at Tech Composition cover, include detailed reviews of these services, as well as tips on how to make the most out of each product. Some examples of articles written include the comparison of the big 3 delivery subscriptions, local 5G offerings, and a feature of the top apps every Singaporean should have.

GROWTH

December 2022

Last update: 4:04 PM (Updates every 30 minutes)



Days

Weeks

Months

Years

Views Visitors



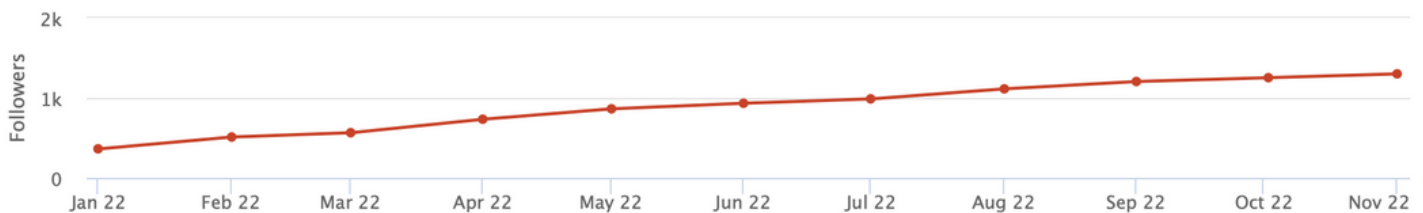
Views
2,682

Visitors
1,695

Likes
0

Comments
0

Total Followers for 'Tech Composition' (Monthly)



Tech Composition has experienced explosive growth since its inception in October 2021. All time article views hit 70k as of December 2022, and Instagram Followers have increased 286% year to date.

Short form videos on Instagram Reels and TikTok have a cumulative view count of 20,000, and Telegram channel subscribers stand at 107.

This was all done with zero spend on ads and paid promotions by other accounts.

PARTNERS



In the short 1 year of operating Tech Composition, we are proud to announce that we have garnered the attention of technology leaders such as Google, Samsung, Western Digital and Oppo. We keep in close contact with their PR agencies for content dissemination and product loans.

We also took up the opportunity to collaborate with Telum Media, a media intelligence platform to connect with a wide range of partners for networking. Contact us at contact@techcomposition.com for collaborations and opportunities.